



ಬೃಹತ್ ಬೆಂಗಳೂರು ಮಹಾನಗರ ಪಾಲಿಕೆ  
Bruhat Bengaluru Mahanagara Palike



# BBMP COVID-19 WAR ROOM 07.08.2022

BBMP / COVID-19 WAR ROOM / BULLETIN – 867 /07.08.2022 / #BBMPfightsCOVID19



# OVERVIEW OF COVID-19 IN BENGALURU

**CASE TRENDS** ACTIVE CASES **8,283**

<u>Confirmed Cases</u>	<u>Recovered Cases</u>	<u>Death Cases</u>
<b>1,137</b> 18,44,811 #	<b>949</b> 18,19,550 #	<b>1</b> 16,978 #

**HOSPITALIZATION** **67**

<u>ICU – V</u>	<u>ICU</u>	<u>HDU</u>	<u>General</u>
<b>1</b>	<b>11</b>	<b>8</b>	<b>47</b>

INCLUDES GOVT. QUOTA AND PRIVATE WALK-IN HOSPITALIZATION

**VACCINATION** **15,666** 2,02,11,303 #

<u>First Dose</u>	<u>Second Dose</u>	<u>Precaution Dose</u>
<b>1,259</b> 96,64,518 #	<b>5,853</b> 94,25,470 #	<b>8,554</b> 11,21,315 #

**TRIAGING**

MTU

**20**

Tele Triage

**835**

**ACTIVE CLUSTERS**

**22**

Budding Clusters (<5 Cases)

**22**

Clusters (> 5 cases)

**0**

**TESTING** **16,065** 3,11,57,306 #

<u>Positivity : 7.72%</u> <small>*FOR LAST 7 DAYS</small>	<u>RAT</u>	<u>RTPCR</u>
	<b>3,574</b>	<b>12,491</b>

# : indicates cumulative numbers till date



# ABSTRACT OF COVID-19 SCENARIO IN BENGALURU

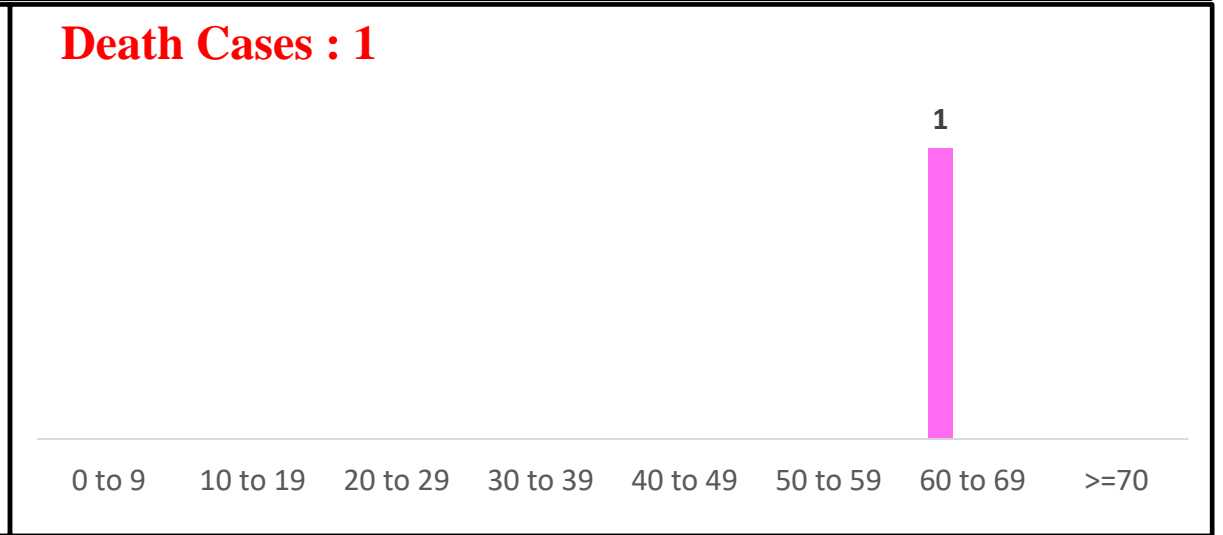
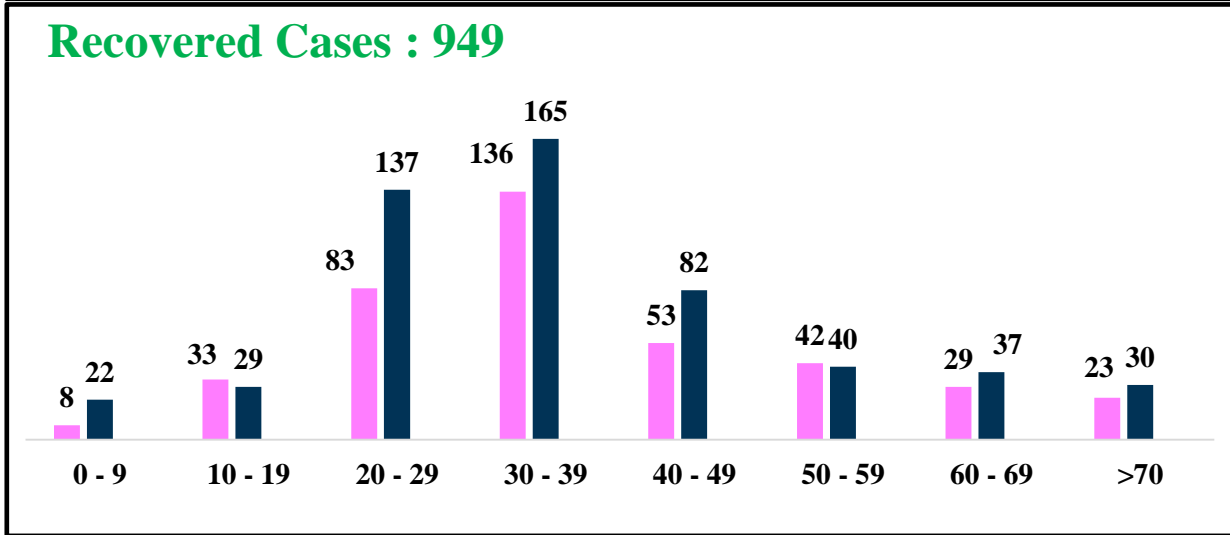
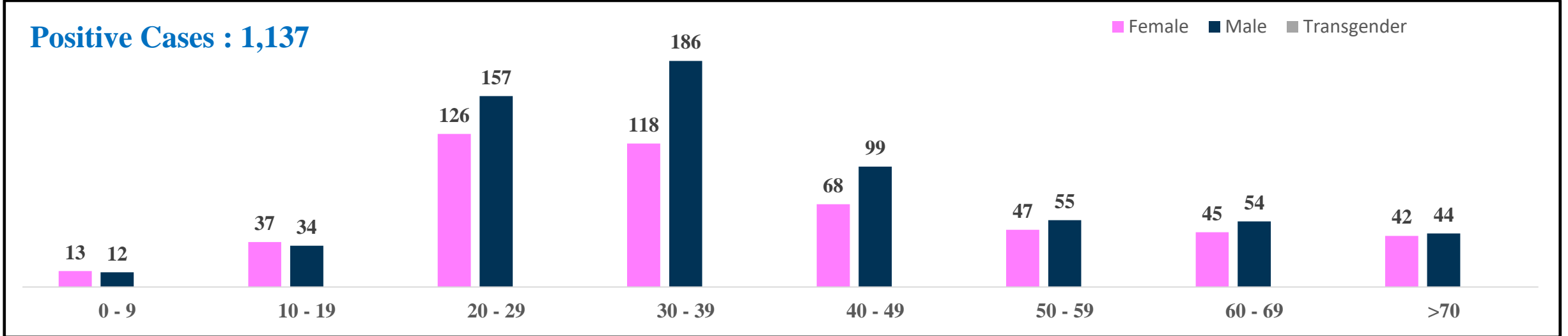


	MALE			FEMALE			TRANSGENDER			TOTAL		
	Last 24 Hours	Last 7 Days	Cumulative	Last 24 Hours	Last 7 Days	Cumulative	Last 24 Hours	Last 7 Days	Cumulative	Last 24 Hours	Last 7 Days	Cumulative
<b>Positive Cases</b>	641	4,841	10,88,534	496	3,902	7,55,385	0	0	196	1,137	8,743	18,44,811
<b>Recovered Cases</b>	542	5,175	10,73,105	407	3,877	7,46,353	0	0	185	949	9,052	18,19,550
<b>Death Cases</b>	0	1	10,751	1	2	6,223	0	0	4	1	3	16,978
<b>Total Tests Done</b>	<b>In Last 24 hrs. : 16,065</b>			<b>In last 7 days : 1,13,251</b>			<b>Cumulative : 3,11,57,306</b>					
<b>Vaccine Doses Administered</b>	<b>In Last 24 hrs. : 15,666</b>			<b>In last 7 days : 66,814</b>			<b>Cumulative : 2,02,11,303</b>					
<b>ACTIVE CASES</b>									<b>8,283</b>			

\*Covid deaths occurred today : 00 | Covid deaths occurred beyond last 48hrs., reported today : 01

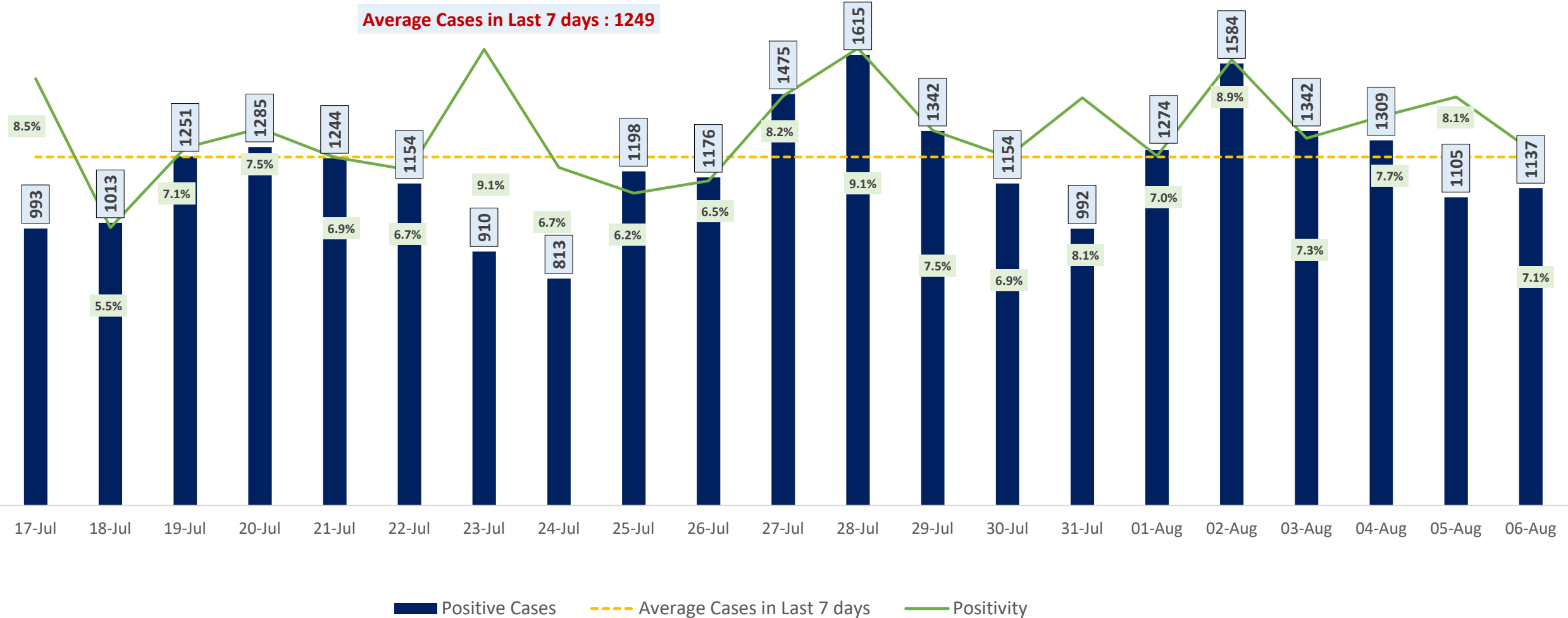


# LAST 24 HOURS AGE GROUP AND GENDER WISE DISTRIBUTION





# POSITIVITY RATE OF BENGALURU – LAST 21 DAYS





# TESTING TRENDS IN BENGALURU

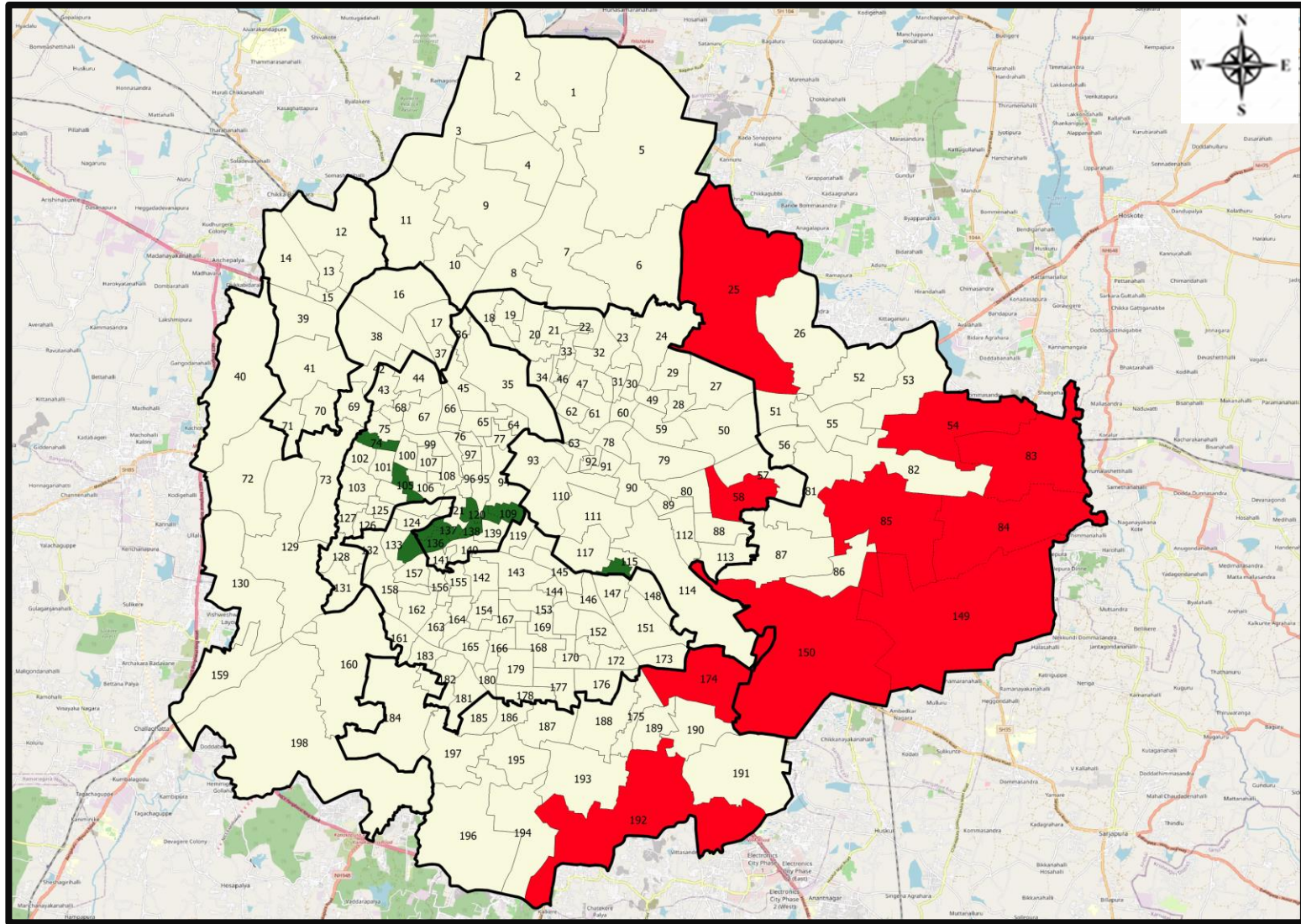


Total Test Conducted Till Date	Test Conducted Last 24 hours	Last 7 Days Average
3,11,57,306	16,065	16,179





# BENGALURU URBAN MAP SHOWING TREND OF POSITIVE CASES IN LAST 7 DAYS



### Top 10 wards reporting highest number of positive cases in last 7 days

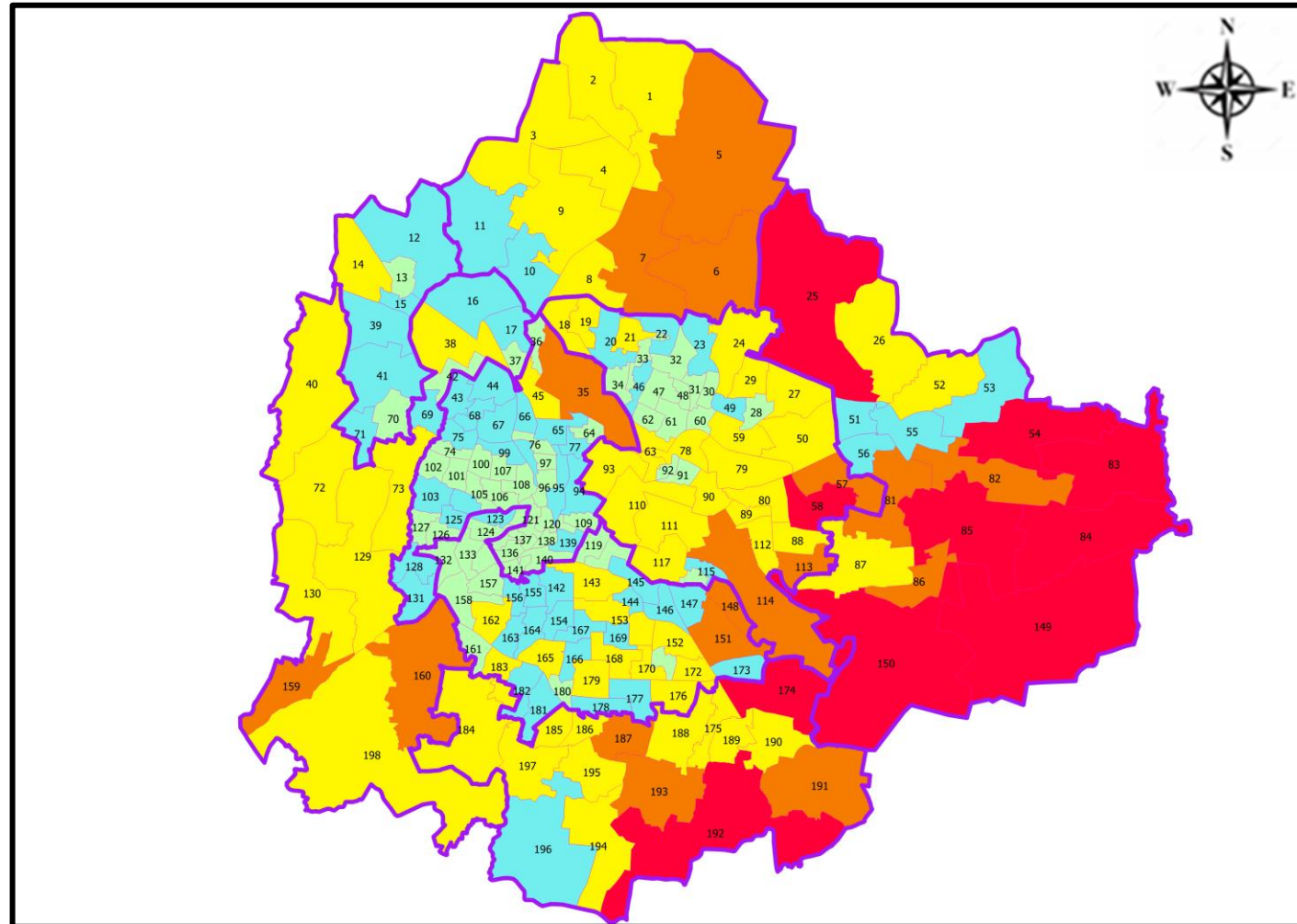
Ward No.	Ward Name	Daily Cases Average
150	Bellanduru	89
85	Dodda Nekkundi	44
174	HSR Layout	32
25	Horamavu	31
149	Varthuru	31
84	Hagadur	27
83	Kadugodi	26
54	Hudi	22
58	New Tippasandra	20
192	Begur	19







### Top 10 wards reporting least number of positive cases in last 7 days

Ward No.	Ward Name	Daily Cases Average
138	Chalavadipalya	0
137	Rayapura	0
136	Jagajivanram Nagar	0
135	Padarayanapura	0
134	Bapuji Nagar	0
120	Cottonpete	0
116	Nilasandra	0
109	Chickpete	0
105	Agrahara Dasarahalli	0
74	Shakthi Ganapathi Nagar	0



# BENGALURU MAP SHOWING INTENSITY OF POSITIVE CASES IN LAST 7 DAYS



-  **Level 1 : 0 to 10 Cases**
-  **Level 2 : 10 to 25 Cases**
-  **Level 3 : 25 to 75 Cases**
-  **Level 4 : 75 to 150 Cases**
-  **Level 5 : More than 150 Cases**
-  **Zone Boundaries**



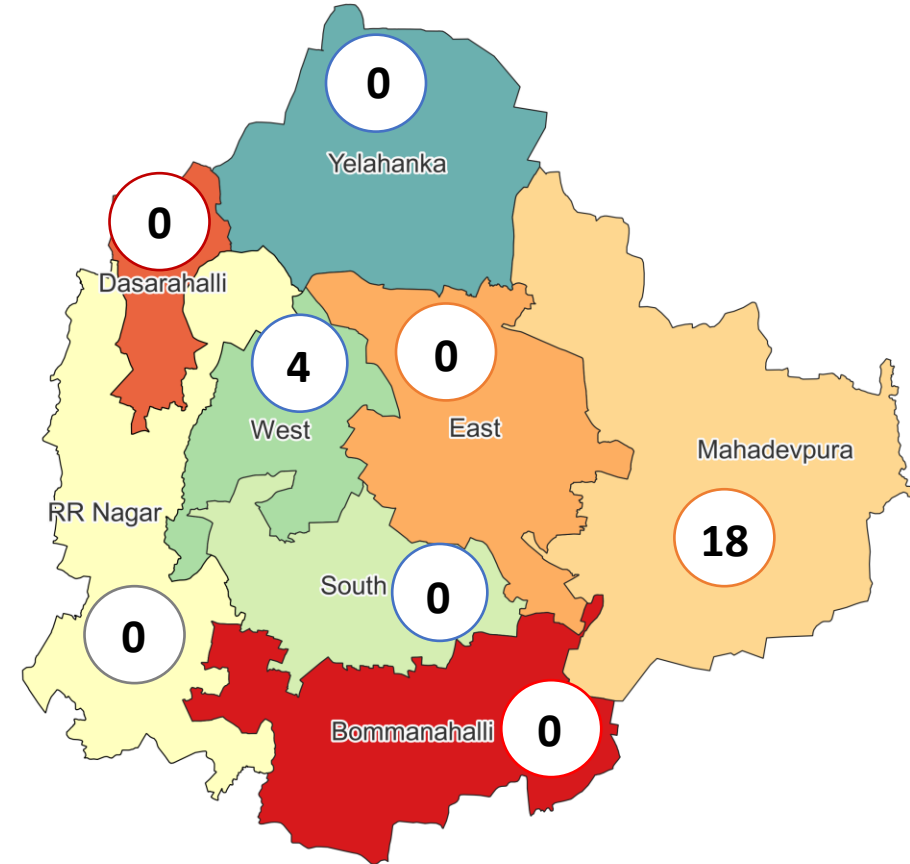


# CLUSTER DETAILS



Zone Name	TOTAL CLUSTERS	Budding Clusters	Clusters	Outbreaks
		Less Than 5 Cases	5 To 14 Cases	More Than 14 Cases
BOMMANAHALLI	0 (-)	0 (-)	0 (-)	0 (-)
DASARAHALLI	0 (-)	0 (-)	0 (-)	0 (-)
EAST	0 (-)	0 (-)	0 (-)	0 (-)
MAHADEVPURA	18 (-)	18 (-)	0 (-)	0 (-)
RR NAGAR	0 (-)	0 (-)	0 (-)	0 (-)
SOUTH	0 (-)	0 (-)	0 (-)	0 (-)
WEST	4 (▲1)	4 (▲1)	0 (-)	0 (-)
YELAHANKHA	0 (-)	0 (-)	0 (-)	0 (-)
<b>TOTAL</b>	<b>22 (▲1)</b>	<b>22 (▲1)</b>	<b>0 (-)</b>	<b>0 (-)</b>

## Total Active Clusters



### Types of Clusters

Zone Name	Apartments/ Villa	Individual House	Hostels/Quarters	Others	Schools/Colleges
BOMMANAHALLI	0 (-)	0 (-)	0 (-)	0 (-)	0 (-)
DASARAHALLI	0 (-)	0 (-)	0 (-)	0 (-)	0 (-)
EAST	0 (-)	0 (-)	0 (-)	0 (-)	0 (-)
MAHADEVPURA	18 (-)	0 (-)	0 (-)	0 (-)	0 (-)
RR NAGAR	0 (-)	0 (-)	0 (-)	0 (-)	0 (-)
SOUTH	0 (-)	0 (-)	0 (-)	0 (-)	0 (-)
WEST	2 (-)	2 (▲1)	0 (-)	0 (-)	0 (-)
YELAHANKHA	0 (-)	0 (-)	0 (-)	0 (-)	0 (-)
<b>TOTAL</b>	<b>20 (-)</b>	<b>2 (▲1)</b>	<b>0 (-)</b>	<b>0 (-)</b>	<b>0 (-)</b>

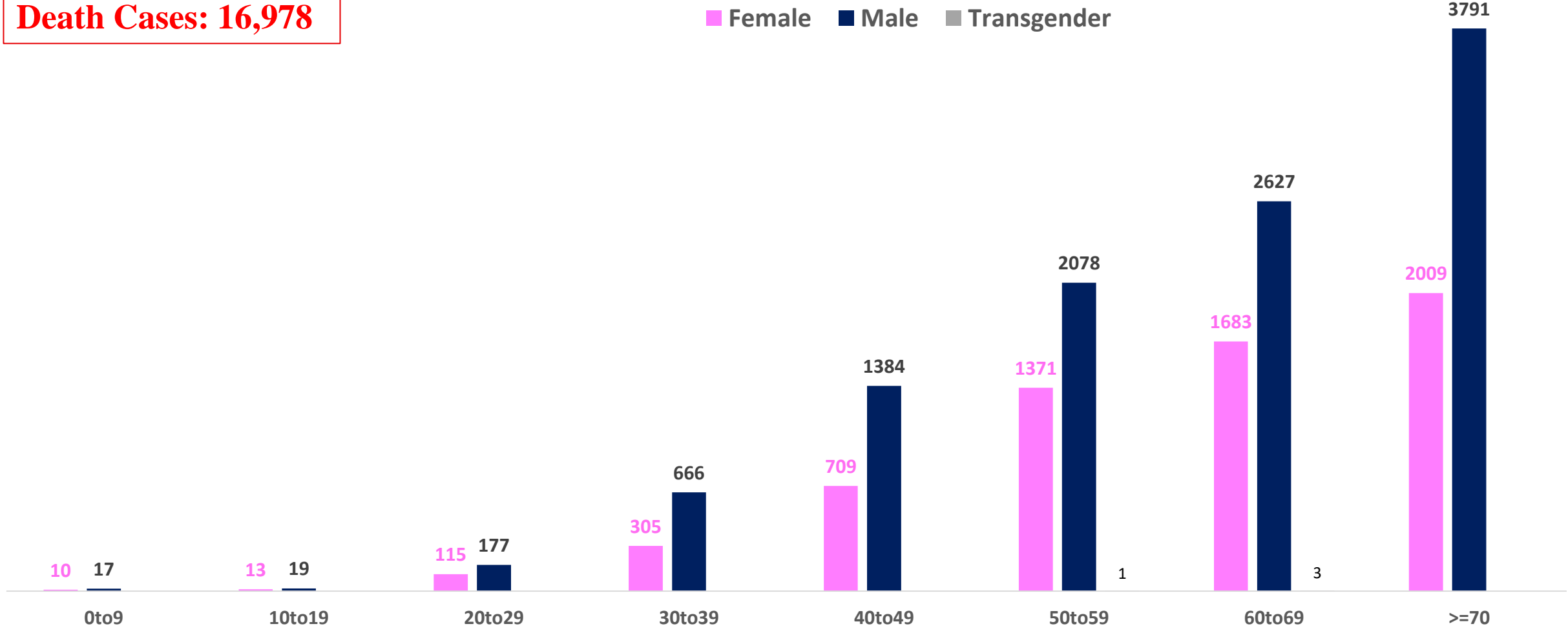
▲▼ : Shows increase and decrease in numbers as compared to previous day



# AGE AND GENDER WISE DISTRIBUTION OF DEATH CASES



**Death Cases: 16,978**





# VACCINATION COVERAGE AS ON 06.08.2022



## Total Doses Administered

**2,02,11,303**

▲ 15,666

Total 12-14 years Population : 2.82 Lakhs

1<sup>ST</sup> DOSE

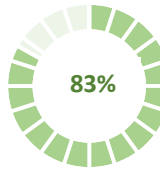


100%

**2,91,179**  
Doses administered

▲ 965

2<sup>ND</sup> DOSE



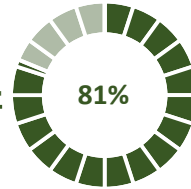
83%

**2,33,954**  
Doses administered

▲ 2,731

Total 15-18 years Population : 4.42 Lakhs

1<sup>ST</sup> DOSE

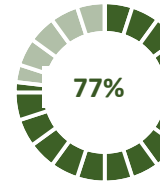


81%

**3,58,946**  
Doses administered

▲ 99

2<sup>ND</sup> DOSE



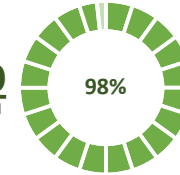
77%

**3,39,669**  
Doses administered

▲ 1,992

Total adult Population : 91.7 Lakhs

1<sup>ST</sup> DOSE

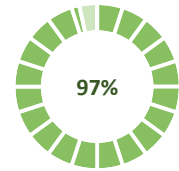


98%

**90,14,393**  
Doses administered

▲ 195

2<sup>ND</sup> DOSE



97%

**88,51,847**  
Doses administered

▲ 1,130

## Priority Group\*

Health Care Workers

Dose 1

**2,10,371**

Doses administered

▲ 2

Dose 2

**2,07,057**

Doses administered

▲ 3

Frontline Workers

Dose 1

**3,81,974**

Doses administered

▲ 1

Dose 2

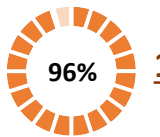
**3,73,309**

Doses administered

▲ 11

## 45 – 59 Years Coverage

Dose 1

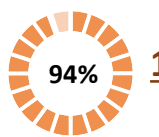


96%

**16,95,327**  
Doses administered

▲ 30

Dose 2



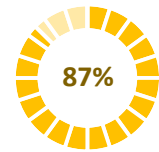
94%

**16,72,501**  
Doses administered

▲ 116

## 18 - 44 Years Coverage

Dose 1



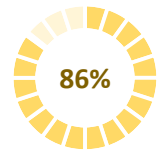
87%

**57,46,284**

Doses administered

▲ 147

Dose 2



86%

**56,34,672**

Doses administered

▲ 909

## 60 + Years Coverage

Dose 1



100%

**9,80,437**  
Doses administered

▲ 15

Dose 2



100%

**9,64,308**  
Doses administered

▲ 91

## PRECAUTION DOSE



**11,21,315**

Doses administered

▲ 8,554

## PRECAUTION DOSES ADMINISTERED

Health Care Workers

**93,089**

Booster Doses administered

▲ 112

Front Line Workers

**1,31,824**

Booster Doses administered

▲ 311

60 + Years Coverage

**3,78,021**

Booster Doses administered

▲ 536

18 + Years Coverage

**5,18,381**

Booster Doses administered

▲ 7,595

▲ indicates the increase in last 24 hours



# COVID-19 SCENARIO IN BENGALURU AND OTHER METROPOLITIAN CITIES



CITY NAME	Positive Cases	Active Cases	Recovered	Deceased	Vaccine Doses Administered
New Delhi	19,67,104	7,349	19,33,427	26,328	3,59,70,583
Bengaluru*	18,44,811	8,283	18,19,550	16,978	2,33,72,073
Mumbai	11,26,160	2,591	11,03,911	19,658	2,18,93,608
Chennai	7,84,300	3,547	7,71,684	9,069	1,10,08,532

Source : <https://dashboard.cowin.gov.in/> at 6:35pm (07.08.2022)  
Source : <https://www.covid19bharat.org/> at 6:35pm(07.08.2022)

\*includes BBMP & Bengaluru Urban



# SNAPSHOT OF COVID-19 CASES IN BENGALURU URBAN



**Total Wards With  
< =10 Cases\* :  
54**

**Tests Conducted  
on 06.08.2022:  
16,065**

**Recovery  
Rate\*:  
98.63%**

**Total  
Active Cases :  
8,283**

**Total Vaccinated  
on 06.08.2022:  
15,666**





**Positivity  
Rate\* :  
7.72%**

**Active  
Rate\*:  
0.45%**

**Case  
Fatality Rate\* :  
0.03%**

\*Total positive cases In the past 7 days

\*CFR and positivity is for Past 7 days

<b>Download BBMP Bulletin</b>	<a href="https://apps.bbmpgov.in/covid19/mediabulletin.php">https://apps.bbmpgov.in/covid19/mediabulletin.php</a>
<b>To register for vaccination :</b>	<a href="https://selfregistration.cowin.gov.in/">https://selfregistration.cowin.gov.in/</a>
<b>BBMP COVID19 Dashboard:</b>	<a href="https://apps.bbmpgov.in/covid19/">https://apps.bbmpgov.in/covid19/</a>
<b>Follow us on:</b>	 <a href="http://www.facebook.com/bbmp.comm1/">www.facebook.com/bbmp.comm1/</a>
	 <a href="https://twitter.com/BBMPCOMM">twitter.com/BBMPCOMM</a>
	  <a href="https://www.instagram.com/BBMPSplHealth">BBMPSplHealth</a>



Issued by:

Honorable Chief Commissioner, BBMP  
Special Commissioner Health & IT, BBMP  
MD, Bengaluru Smart City Limited

THANK YOU !

